











083 - Inversores Corrente



<p>288710 05 083</p>  <p>INVERTER CORRENTE 12 150W</p>	<p>7451.2 05 083</p>  <p>INVERTER CORRENTE 12 300W</p>	<p>7451.3 05 083</p>  <p>INVERTER CORRENTE 12 500W</p>	<p>7451.5 05 083</p>  <p>INVERTER CORRENTE 12 1000W / peak 2000w</p>	<p>160545 89 083</p>  <p>INVERTER CORRENTE 12 1000 W</p>	<p>160546 89 083</p>  <p>INVERTER CORRENTE 24 600-1500W</p>
<p>160660 89 083</p>  <p>INVERTER CORRENTE 12 1000-2500W</p>	<p>160676 89 083</p>  <p>INVERTER CORRENTE 24 1000/2500W</p>				